PS·08·2593-3

CONSTRUCTION NOTES

1. INSTALL WATER METER PER SAN JOAQUIN COUNTY STANDARD CW-W8.
2. INSTALL BACKFLOW PREVENTION PER SAN JOAQUIN COUNTY STANDARD CW-W24.
3. SAWCUT LINE (TYP)
4. INSTALL BLOW-OFF PER SAN JOAQUIN COUNTY STANDARD CW-W6.
5. INSTALL 245 LF ~ 8" WATER. TRENCH AND BACKFILL PER SAN JOAQUIN COUNTY STANDARD R-29.
6. INSTALL 138 LF ~ 2" WATER. TRENCH AND BACKFILL PER SAN JOAQUIN COUNTY STANDARD R-29.
7. INSTALL 12 LF ~ 2" WATER. TRENCH AND BACKFILL PER SAN JOAQUIN COUNTY STANDARD R-29.
8. REPLACE EXISTING STRIPING AND PAVEMENT MARKINGS PER THE DETAIL ON THIS SHEET.
9. CONNECT TO EXISTING BLIND FLANGE. PROVIDE CERTIFIED BACKFLOW PREVENTION DURING CONSTRUCTION.

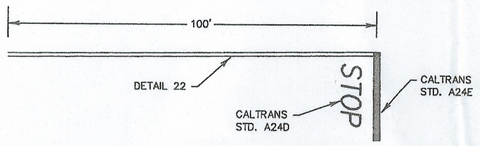

STRIPING DETAIL

CALL BEFORE YOU DIG
CITY UTILITIES
PACIFIC BELL
PG&E
CABLE TV
800 642 2444

NOTE

CONTACT SAN JOAQUIN COUNTY UTILITY MAINTENANCE DIVISION PRIOR TO PURCHASING WATER METER AND BACKFLOW PREVENTION DEVICE. PHONE: (209) 468-3090

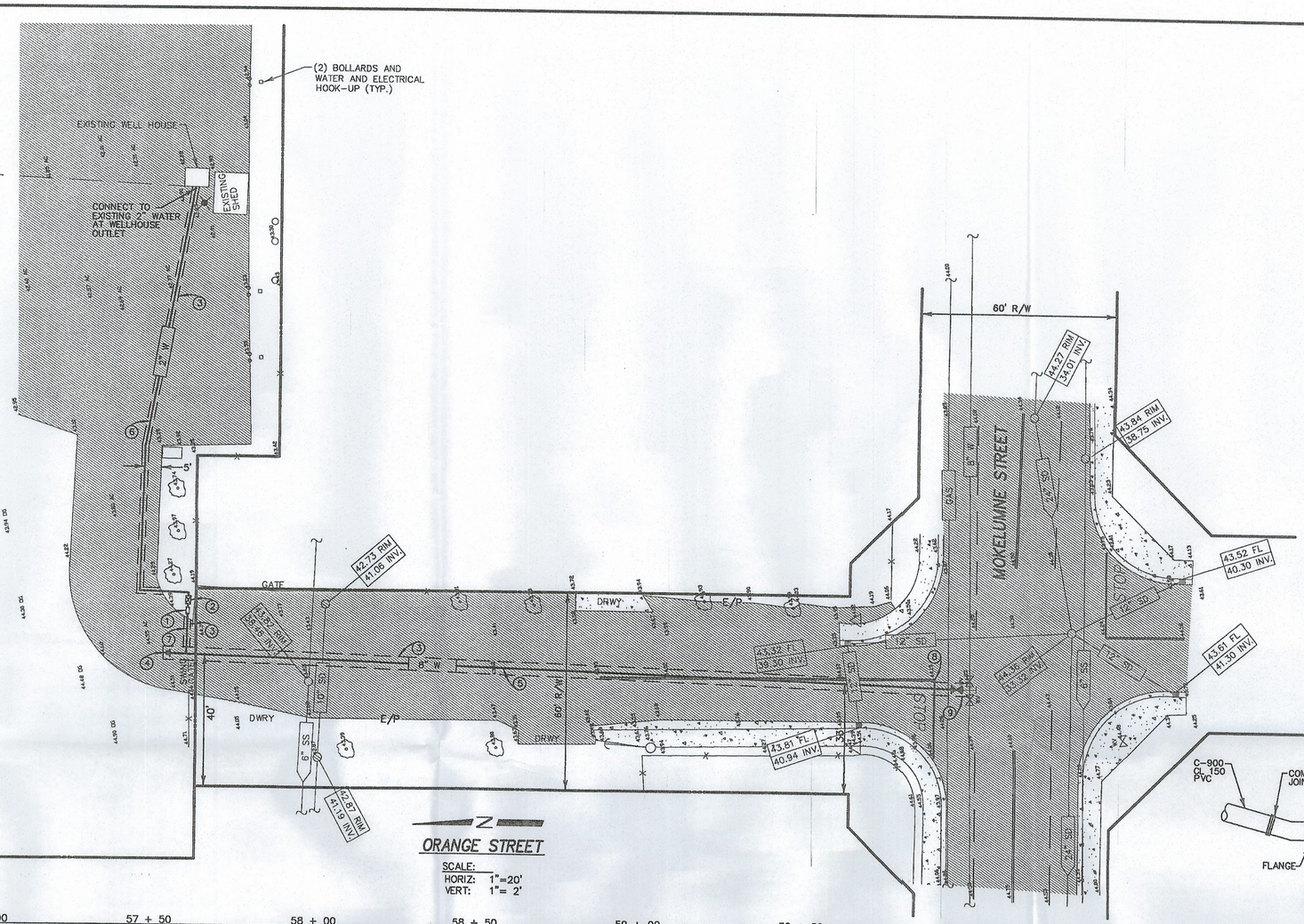

LEGEND

AC	ASPHALT CONCRETE
W	WATER
SD	STORM DRAIN
SS	SANITARY SEWER
INV.	INVERT
FL	FLOWLINE
DRWY	DRIVEWAY
(TYP.)	TYPICAL
R/W	RIGHT-OF-WAY
E/P	EDGE PAVEMENT

- EXISTING WATER VALVE
- EXISTING TREE
- EXISTING CATCH BASIN
- EXISTING LIGHT POLE
- EXISTING SIGN
- EXISTING FENCE
- EXISTING FENCE POST
- EXISTING CONCRETE
- EXISTING PAVEMENT
- NEW WATER VALVE

CONTRACTOR SHALL MAINTAIN PROPER TRAFFIC CONTROL AT ALL TIMES. REFER TO SECTION 7 OF THE PROJECT SPECIFICATIONS.

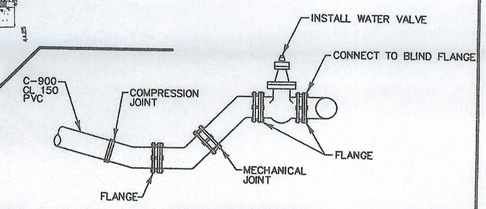

CONNECTION DETAIL
NOT TO SCALE

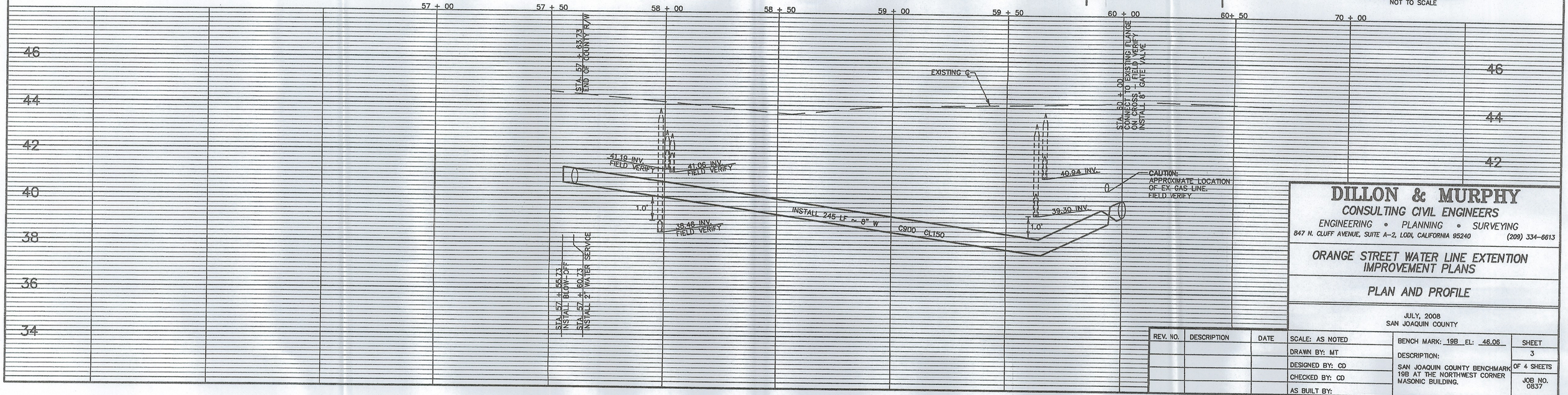

DILLON & MURPHY
CONSULTING CIVIL ENGINEERS
ENGINEERING • PLANNING • SURVEYING
847 N. CLUFF AVENUE, SUITE A-2, LODI, CALIFORNIA 95240 (209) 334-6613

ORANGE STREET WATER LINE EXTENTION IMPROVEMENT PLANS

PLAN AND PROFILE

JULY, 2008
SAN JOAQUIN COUNTY

REV. NO.	DESCRIPTION	DATE

SCALE: AS NOTED
DRAWN BY: MT
DESIGNED BY: CD
CHECKED BY: CD
AS BUILT BY:

BENCH MARK: 19B EL: 46.06
DESCRIPTION:
SAN JOAQUIN COUNTY BENCHMARK 19B AT THE NORTHWEST CORNER MASONIC BUILDING.

SHEET 3 OF 4 SHEETS
JOB NO. 0837

S:\2008\0837\Improvement Plans\Plan and Profile.dwg Oct 06